

2005

IMPERIAL™



This is Living®



HOLIDAY RAMBLER®





This is Living

Fifty-one years. It's a proud reminder of our many accomplishments. After all, we were there from the start of an industry, and innovation by innovation we've led the way toward creating a rich and wonderful RV lifestyle.

Maybe it's not until you own a Holiday Rambler that you can truly feel the strength of our heritage. You'll feel it in the peace of mind you'll have knowing your family's in the safest RV on the road. You'll feel it in the quality of your experiences, thanks to the hundreds of conveniences we've developed. And you'll feel it when you realize you're free to roam throughout North America with confidence, knowing our network of support is with you every mile of the way.



So join us as we look forward to a new model year. For 2005, we're celebrating an exciting new lineup, full of more groundbreaking products and high-tech advances than ever.



2005 IMPERIAL

BRED TO BE A WINNER.

Even at first glance, you know you're looking at an extraordinary motorcoach — one that reflects our long heritage of listening to our owners and using their experiences as our guide. All to create better journeys for you and your family for years to come.



Holiday Rambler®

1954 ~ 2005



{ EVERY DETAIL CRAFTED WITH CARE. }

Welcome aboard the 2005 Imperial. As you take in all its elegance, allow us to point out just a few of its impressive details. The beautiful cabinetry is crafted with solid wood raised panel doors and polished brass hardware. Most of the overhead storage doors feature new self-supporting top hinges. You'll also love the graceful styling of crown molding and the new carved design and fluted accents of the hardwood slide-out fascia. Another focal point is the marvelous legless solid surface dinette table, with two beautiful dinette chairs and two folding chairs. All just waiting for you.

{ THE COMING TOGETHER OF POWER AND POISE. }

The 2005 Imperial rides on the incomparable custom-built Roadmaster RR10S chassis with a gutsy Cummins® ISL 400 engine. And all this power is reflected in the coach's sleek, stylish presence on the road. Deluxe full-body paint provides a beautiful, durable exterior finish, while the many contemporary details include front and rear molded fiberglass caps, fog lights, docking lights, a one-piece windshield and new ACCU-SHIELD™ polished aluminum wheels.



MONT BLANC DECOR WITH NATURAL CHERRY WOOD | 42PBQ



KENSINGTON GOLD DECOR WITH WALNUT WOOD

42PBQ



THE NEW HEIGHT OF LUXURY.

This year we've raised the roof on comfort — or at least the ceiling. In fact, we've increased the coach's interior height to a roomy 81 inches. We've also taken comfort in the cockpit up a notch, with plush new Ultraleather™ six-way power seats with power adjustable lumbar support and a co-pilot footrest. Underfoot, you'll enjoy cozy designer carpeting, as well as polished ceramic tile flooring in the kitchen, bathroom and entryway.

The Imperial is also big on entertainment. This year's features include a home theater system with DVD/VCR player and the options of a fully automatic digital satellite system and a domed In-Motion DSS system. A 24" flatscreen stereo TV comes standard, or you may choose the option of a 32" flatscreen LCD TV. In addition, to enhance the sound quality of these systems, we've wired the living room TV through the ceiling speakers.

ALL THE ELEMENTS OF A SUPERIOR EXPERIENCE.

Many thoughtful features combine to give you the very best experiences on the road. Below, you can see firsthand how our optional hide-a-bed sofa with air mattress provides additional sleeping quarters and maximizes the flexibility of your floorplan.





JUST IMAGINE THE POSSIBILITIES..

Picture yourself at home in the Imperial's sleek, contemporary kitchen, with every convenience at your fingertips. This year's highlights include a new radiused polished solid surface countertop with a handy pullout extension and a beautiful new backsplash with decorative metal tile inserts. The solid surface sink is complemented by a single-lever faucet with pullout sprayer and a separate faucet for filtered water. The state-of-the-art appliances include a recessed high-output, two-burner cooktop, a spacesaver convection microwave and a large, four-door refrigerator with ice maker, shown at right. You'll also find plenty of storage space, including a roll-out pantry, built-in storage for sink and stove covers, wastebasket storage and a tip-out tray under the kitchen sink.



MONT BLANC DECOR WITH NATURAL CHERRY WOOD | 42PBQ

KENSINGTON GOLD DECOR WITH WALNUT WOOD | 42PBQ

KENSINGTON GOLD DECOR WITH NATURAL CHERRY WOOD | 42PBQ



MONT BLANC DECOR WITH NATURAL CHERRY WOOD | 42PBQ



KENSINGTON GOLD DECOR WITH WALNUT WOOD | 42PBQ



THE ULTIMATE IN PERSONAL SPACE.

The cozy bedroom welcomes you home with style and grace and most importantly, plenty of roomy storage, including an oversized rear wardrobe closet. Other furnishings include a dresser and nightstands with polished solid surface tops. The queen bed features a new hardwood headboard with beautifully coordinated bedspread, pillows and shams. A 20" flatscreen stereo TV (shown above) is wired through the ceiling speakers for superior sound quality, and a DVD player makes a terrific option.

The Imperial's private quarters combine roomy elegance with remarkable functionality. This bright, beautiful bathroom features a polished solid surface countertop with integrated sink and brass fixtures. The one-piece shower is easy to clean and features a single-handle faucet, decorative glass door and brass frame. Finishing touches include two towel bars, a decorative vanity light, towel rings, and mood lighting in the bathroom toe kicks.



GIVING YOU THE ULTIMATE CONTROL.

Once you're behind the wheel of the Imperial, you'll know what it's like to command the most impressive array of high-tech features. Before you is the automotive-style dash with eagle burlwood instrumentation panel, tan gauges and satin nickel bezels. The lighted VIP Smartwheel® puts many important switches right at your fingertips, and close at hand is the monitor for the color rear vision system with audio and the Aladdin video coach system.

This year, the coach offers a full range of optional state-of-the-art features. A new GPS navigational system includes a color monitor, AM/FM stereo and 6-disc changer, while the OnStar® mobile assistance system (requires subscription) brings you live, personalized service 24/7/365, all at the touch of a button. The SEE-Vision system gives you a side view of the coach's exterior from both the cockpit and bedroom monitors for safer lane changes and added security. And the Sirius satellite radio system (requires subscription) offers unmatched reception wherever you travel.

IT'S ALL ABOUT MAKING LIFE EASY.

Year after year, we develop more ways to make life on the road more enjoyable for you and your family. And our storage bays are no exception. The large ozite-lined pass-through compartments are perfect for luggage and sporting equipment. And this optional slide-out tray makes it even easier to grab your gear and go.



MONT BLANC DECOR WITH NATURAL CHERRY WOOD

42PBQ



2005

CONSTRUCTION

IMPERIAL



TRUSS SYSTEM WITH RUST INHIBITOR: This steel truss system is engineered as part of the chassis and provides outstanding strength and rigidity plus pass-through storage. In addition, the structure is pre-primed and coated with a rust inhibiting paint.

CUMMINS® ISL 400 ELECTRONIC ENGINE: You'll enjoy the peerless performance of the Cummins® ISL 400 HP diesel engine and Allison® 3000 MH 6-speed World Transmission with electronic shifter. Our exclusive use of synthetic transmission fluid allows for up to three-year maintenance intervals for the Allison® transmission.

**ENGINE MOUNTING:**

The three-point engine mounting system lowers the coach's center of gravity and reduces the amount of vibration that reaches the coach. The mounting also makes the engine easier to service by allowing the engine to be easily lowered through the bottom of the coach.



Firestone IntelliRide
SYSTEMS

The Firestone Air Leveling System with Horizon Leveling stabilizes the coach from side to side on uneven roads and while maneuvering around curves.

ROADMASTER RR10S-SERIES CHASSIS**AIR BAGS AND SHOCKS:**

The cushion air glide suspension system with eight outboard mounted air bags, two inboard air bags, and ten Bilstein® gas shock absorbers combine with ride height sensors (two in rear, one in front) to deliver better ride and handling.



Roadmaster Chassis

The Roadmaster RR10S-Series chassis was designed specifically for Holiday Rambler's luxury coaches like the Imperial, and it leads its class in sophisticated features that combine to provide a smooth ride and superior front-to-rear balance.

- Eight outboard mounted and two inboard mounted air bags work in conjunction with ten Bilstein gas-powered shock absorbers to prevent road trauma from ever reaching the coach.
- Three monitored leveling sensors (two in the rear, one in the front) continually adjust the air pressure within each air bag to maintain a level ride and eliminate nosediving, weight transfer, and floating on curved roads.
- A 10,000 lb. tow hitch rating is the highest in its class.
- Our exclusive raised rail design provides for larger full pass-through storage bays with flush floors.
- Frame rails are constructed of 3-1/2" by 8-5/16" by 3/8" 50,000 PSI steel for greater strength; a side-mounted aluminum radiator and intercooler reduce weight, won't rust, and deliver better heat transfer than steel cooling components.
- The power steering box allows for a 50-degree front wheel turn angle in both directions for better maneuverability and returns the steering wheel back to its center position to eliminate driver fatigue.
- Equipped with a steel firewall for added safety.
- Tag axle.

ROOF CONSTRUCTION: (top to bottom)

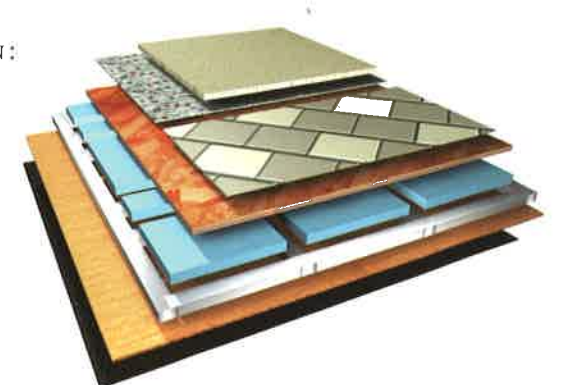
- 1/4" seamless one-piece crowned fiberglass roof
- Vapor barrier
- Luaun backing
- Structure foam: thermal insulative barrier
- 2-1/2" thick, tapered bead foam insulation
- 1/2" bead foam insulation
- 1-1/2" x 3" aluminum I-beam superstructure on 16" centers is filled with 3" fiberglass insulation
- Foam padding for extra insulation
- Padded vinyl ceiling

**SIDEWALL CONSTRUCTION: (left to right)**

- High-gloss gel coat fiberglass
- 1-1/2" thick Dow Structure Foam® insulation
- 1-1/2" x 1 1/2" square tubular aluminum frame
- 1/8" luaun
- Wallpaper

**FLOOR CONSTRUCTION: (top to bottom)**

- Carpet pad and carpeting or tile
- 5/8" Structurwood™
- 1-1/2" Dow Structure Foam® insulation
- 1-1/2" x 1-1/2" square tubular steel frame
- 1/8" luaun
- Waterproof Darco underbelly





2005

EXTERIOR COLORS • WOODS • FABRICS

IMPERIAL

{ YOU'VE CHOSEN THE RIGHT COACH. NOW MAKE IT YOUR OWN. }

At Holiday Rambler, we're dedicated to giving you more ways to create the coach of your dreams. That's why the Imperial features a wide selection of exciting triple and quad slide-out floorplans, with numerous furniture options to fit your lifestyle. In addition, our designers have created exquisite color and fabric combinations to give you the most beautiful interiors you'll find anywhere. Add to that the woodwork of your choice, and you'll have a luxury motorcoach you can truly call home.

A	B
	C
	D

- A Sofa
B Accent
C Bedspread
D Carpet



AMETHYST BRONZE



KENSINGTON GOLD



MONT BLANC



SYCAMORE



**BETTER
STAIN
PROTECTION**

Manufactured in, not added on.
For added protection against stains,
Dupont Teflon® soil repellent is
applied to virtually all upholstery
fabric during the finishing process
for superior coverage.*

*Brand and application of upholstery fabric protection may vary depending on date recreational vehicle was manufactured.



BLACKWOOD MANOR



Natural Oak



Stained Oak



Natural Cherry



Stained Cherry



Natural Maple



Walnut

featuring fabrics from Liz Claiborne



2005

PGA TOUR
EDITION

IMPERIAL

HOLIDAY RAMBLER: THE MOTORHOME OF CHOICE FOR PGA TOUR PROFESSIONALS.

Introducing the 2005 PGA TOUR Edition. This new special edition Imperial model features a unique paint color and PGA TOUR edition logos on the exterior. Inside the coach, you'll find many distinctive touches — including one-of-a-kind fabrics and logo overlay on the glass shower door. So this year, see for yourself why PGA TOUR professionals who own motorhomes choose Holiday Rambler.

A	B
	C
	D

- A** Sofa
B Accent
C Bedspread
D Carpet



PGA EDITION



2005

STANDARDS & OPTIONS

IMPERIAL

BODY CONSTRUCTION

STANDARD FEATURES

- Aluminum Superstructure
- Seamless One-Piece Molded Crowned Fiberglass Roof
- All-Season Foam Insulated Roof
- Laminated Smooth Gel Coat Fiberglass Exterior Walls
- Front Molded Fiberglass Cap with Integrated Bumper
- Rear Molded Fiberglass Cap with Integrated Air Intake and Bumper
- One-Piece Windshield
- One-Piece Generator Access Door
- Rear Engine Doors & Struts
- Laminated Steel Framed Floor with Foam Insulation and Luaun Backer
- Electric Flush Mount Front Stepwell Cover
- Interior Paneling with 1-1/2" Foam Insulation
- Dual Head Power Controlled Heated Exterior Mirrors with Turn Indicator Lights
- Headlamp with Turn Signal
- Fog Lights
- Side Docking Lights
- Pilot and Co-Pilot Cupholders
- Flush Mount Metal Fuel Doors
- Auto Locks on Slide-Outs
- Ozite Lined Pass-Through Storage Compartments
- Wheel Mud Flaps
- Deluxe Full-Body Paint
- Interior Entry Step Storage
- Roof Ladder
- Undercoating
- Full-Length Holiday Rambler Mud Flap

OPTIONS

- 3M® Film Front Mask
- Storage Bay Slide-Out Tray — One Side
- Storage Bay Slide-Out Tray — Pass-Through
- Exterior Sunscreens

CHASSIS/ENGINE/SUSPENSION

STANDARD FEATURES

- Roadmaster RR10S-Series Chassis
- Cummins® ISL 400 Electronic Engine with Allison® 3000 MH 6-Speed World Transmission and Electronic Shifter
- Aluminum Side-Mount Radiator with CAC Cooler
- Engine Displacement: 8.9L/540 Cu. In.
- Torque: 1200 lbs./ft. Max. Net at 1,300 RPM
- Dual Side Fuel Fill
- 200 Amp Alternator
- Rear Axle Ratio: 4.30:1
- Radial Tires: 295/80R/22.5
- ACCU-SHIELD™ Polished Aluminum Wheels
- Cushion Air Glide Suspension with Ten Air Bags and Ten Bilstein Shock Absorbers
- Anti-Lock Braking System with Front Disc Brakes and Rear Drum Brakes
- Tag Axle with Anti-Lock Braking System
- Automatic Traction Control
- Two-Stage Jacobs Engine Brake

- Auto Slack Adjusters on Brakes
- Transmission Temperature Gauge
- Air Cleaner Restriction Indicator
- Fuel and Water Separator
- Remote Transmission Fill
- Engine Block Heater
- Remote Engine Start/Kill Switch in Engine Compartment
- Automatic Hydraulic Leveling System
- 10,000 Lb. Hitch Receiver with Seven Point Connector

OPTIONS

- Firestone Air Leveling System with Horizon Leveling
- Dual Leveling System (Air and Hydraulic Jacks)

COCKPIT

STANDARD FEATURES

- Automotive Dash with Eagle Burlwood Instrumentation Panel
- Tan Gauges with Black Lettering and Satin Nickel Bezel
- Color Rear Vision System with Audio
- Aladdin™ Video Coach System
- Dash 12V Chassis Battery Gauge
- In-Dash Sirius Ready AM/FM 6-Disc CD Player with Four Speakers
- CB Radio with Antenna
- Dual Front Power Sunvisors
- Side Cockpit Window Pull-Down Sunscreens
- Adjustable Brake and Accelerator Pedals
- 110V, 12V and Phone Outlet
- Lighted VIP Burlwood Smartwheel® with Controls for Windshield Wipers, ICC and Cruise Control
- Intermittent Windshield Wipers
- Audible Turn Signals
- Low Coolant Warning Light and Buzzer
- Power Steering
- Cruise Control Light on Dash
- Chrome Roof Mounted Dual Trumpet Air Horns
- Ultraleather™ Pilot and Co-Pilot Seats with Six-Way Power, Power Adjustable Lumbar and Co-Pilot Footrest
- Carpet Driver and Passenger Floor Mats
- Privacy Curtain

OPTIONS

- Ultraleather™ Extra-Wide Co-Pilot Seat with Power Footrest
- Digital Cellular Antenna and Wiring
- SEE-Vision System
- Sirius Satellite Radio System
- OnStar® Mobile Assistance
- GPS with Color Monitor, AM/FM Stereo and 6-Disc CD Changer
- Dash Fans

APPLIANCES AND ACCESSORIES

STANDARD FEATURES

- Large Four-Door Refrigerator with Ice Maker and Raised Panel Doors
- Recessed High-Output Cooktop with Two Burners and Flush Mount Covers
- Spacesaver Convection Microwave

continued



2005

STANDARDS & OPTIONS

IMPERIAL

- Battery Disconnect Switch at Front Door
- Battery Boost Switch in Cockpit
- 2000 Watt Inverter with Automatic Generator Start
- Porch Light
- Electric Doorbell
- Lighted Exterior Power Entry Step
- Lighted Interior Entry Steps
- Lights in Outside Storage Compartments
- 120V Receptacles in Outside Storage Compartment
- Exterior Tank Monitoring Gauges (in Wet Bay)
- Underhood Utility Light
- Computer Hook-Up with Phone Jack in Dinette Area
- Pilot and Co-Pilot Map Lights
- Fluorescent Light under Kitchen Overhead
- Fluorescent Ceiling Lights Throughout
- Fluorescent Ceiling Lights inside Living Area Slide-Out House
- Decorative Framed Galley Fluorescent Light
- Brass Decorative Lighting in Living Room, Dinette and Bath
- Halogen Lights with Dimmer Control under Living Room, Dining Room and Bedroom Dresser Overhead Cabinets
- 50 Amp Power Cord Reel
- Decorative Vanity Light
- Mood Lighting in Bath Area Toe Kicks
- Mood Lighting in Kitchen Base
- Energy Management System
- Pre-Wired for Solar Panel

OPTIONS

- Solar Panel

PLUMBING AND LP SYSTEMS

STANDARD FEATURES

- Demand Water System and Water Pump
- 12 Gallon LP Gas/Electric Water Heater with Electronic Ignition, DSI
- Solid Surface Kitchen Sink with Two Sink Covers
- Single Lever Kitchen Faucet with Pullout Sprayer
- Separate Brushed Satin Faucet for Filtered Water
- Double Handle Brass Bath Faucet
- Single Handle Brass Shower Faucet
- Two-Stage Water Filtration System
- Water Heater Bypass Valve
- Water Pump Switch in Galley, Service Bay and Bath
- China Toilet
- Outside Shower with Hot and Cold Water
- No-Fuss Flush Holding Tank Rinsing System
- Gravity and Pressurized Water Fill
- Insulated Systems Compartment with Easy Access to Hook-Up
- Sewer Hose Storage
- One-Piece Shower
- Brass Shower Door Frame with Decorative Glass

OPTIONS

- Power Water Hose Reel
- RV Sani-Con Tank Drainage System

- Electric Automatic Winterization
- Insta-Hot® Water System
- Bathtub

HEATING, VENTS AND AIR CONDITIONING

STANDARD FEATURES

- Dual 13.5M BTU Roof Air Conditioners with Ducted Air, Heat Pumps and Digital Thermostat Control (40PAQ, 40PDQ)
- Triple 13.5M BTU Roof Air Conditioners with Ducted Air, Heat Pumps and Digital Thermostat Control (42PBQ, 42PLQ, 42PRT, 42DSQ)
- Air Conditioning Condensation Drain Tubes
- Dual Zone Electronic Ignition Furnaces – 50M BTU – (2) 25M BTU
- Electronic AC/Heat Climate Control System
- In-Floor Ducted Heating System
- Kool-O-Matic Attic Fan in Kitchen
- 12V Fantastic Attic Fan in Bath and Private Bath with Wall Thermostat
- 12V Heater in Wet Bay

OPTIONS

- Aqua-Hot® Water and Heating System
- Attic Fan with Rain Sensor – Per Location – Lavatory, Private Lavatory

WINDOWS, DOORS AND AWNINGS

STANDARD FEATURES

- Radius Flush Mount Dual Pane Safety Glass Dark Tinted Slider Windows
- Front Entry Door with Removable Screen and Anti-Skid Steps
- Keyless Entry with Baggage Door Lock Release
- Lighted Interior and Exterior Grab Handles
- Eclipse Automatic Patio Awning
- Mirage Entry Door Awning
- Topper Slide-Out Awnings Living Area and Bedroom
- Mirage Window Awnings on All Slide-Out House Windows, Except Kitchen Windows and Slide-Out Windows under Patio Awning
- Tinted Skylight in Bathroom with Protecta Glaze

OPTIONS

- Mirage Automatic Patio Awning

SAFETY

STANDARD FEATURES

- Back-Up Alarm
- Fire Extinguisher
- Deadbolt Lock on Entrance Door
- 120V GFI Protected Circuit
- LP Gas Detector
- Smoke Detector
- Carbon Monoxide Detector
- Driver and Passenger Three-Point Integrated Seat Belts
- Third Brake Safety Light
- Egress Windows
- Security Safe

OPTIONS

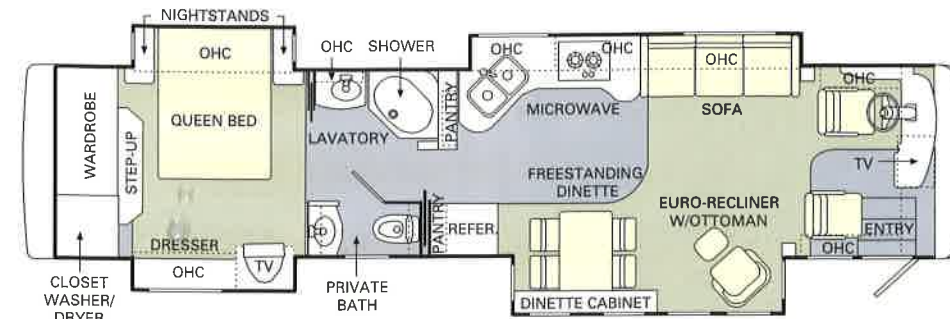
- Deluxe Security Alarm System



2005

FLOORPLANS

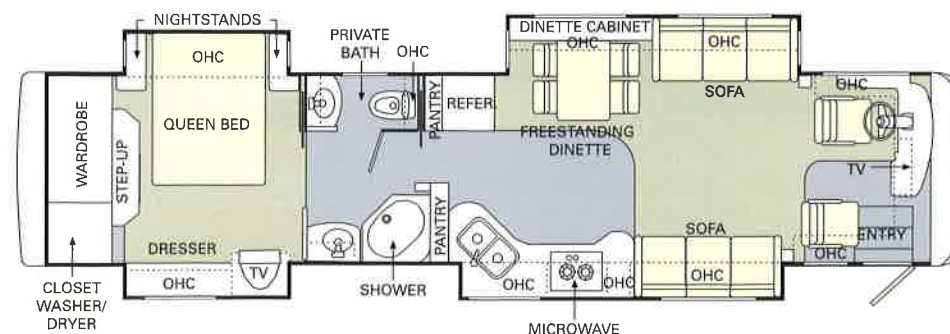
IMPERIAL



40PAQ

Options Include:

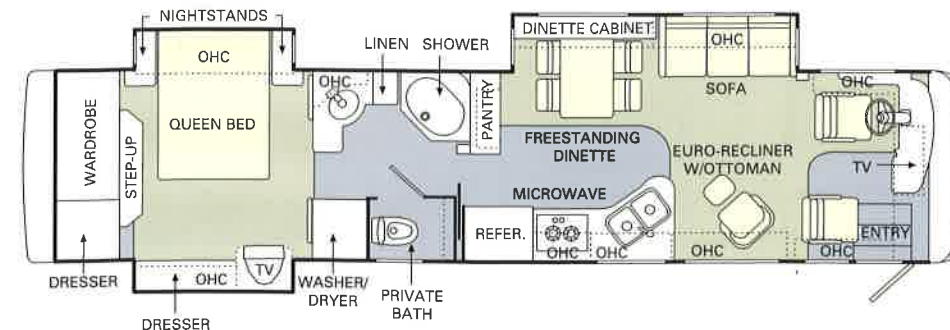
- King Bed with Nightstand
- Ultraleather™ Rest Assured Sofa with Drawer
- Fabric/Ultraleather™ Electric Sofa
- Ultraleather™ J-Lounge with Drawer
- Wraparound Computer Table with Ultraleather™ Euro-Recliner and Ottoman – Curbside
- Booth Dinette
- Bathtub



40PDQ

Options Include:

- King Bed with Nightstand
- Ultraleather™ Rest Assured Sofa with Drawer
- Fabric/Ultraleather™ Electric Sofa
- Ultraleather™ Hide-A-Bed Sofa with Air Mattress
- Ultraleather™ J-Lounge with Drawer
- Wraparound Computer Table with Ultraleather™ Euro-Recliner and Ottoman – Roadside
- Booth Dinette
- Bathtub



40PRT

Options Include:

- King Bed with Nightstand
- Ultraleather™ Rest Assured Sofa with Drawer
- Fabric/Ultraleather™ Electric Sofa
- Wraparound Computer Table with Ultraleather™ Euro Recliner and Ottoman – Roadside
- Booth Dinette
- Bathtub

CARPET
TILE



2005

STANDARDS & OPTIONS

IMPERIAL

- 24" Flatscreen Color Stereo TV with Remote in Living Area
- Living Area Stereo TV Wired through Ceiling Speakers
- 20" Flatscreen Color Stereo TV with Remote in Bedroom Area
- Bedroom Area Stereo TV Wired through Ceiling Speakers
- Home Theater System with DVD/VCR Player
- TV Antenna with Booster and TV Jacks
- Video Switching Box
- Dual Exterior Hook-Ups for DSS Dish and Cable
- Digital Satellite System Prep
- Cable TV Hook-Up and Telephone Jacks
- Washer/Dryer Prep

OPTIONS

- Combination Washer/Dryer
- 32" Flatscreen LCD TV with Remote in Living Area
- DVD Player in Bedroom
- Fully Automatic Digital Satellite System
- Domed In-Motion DSS System

INTERIOR

STANDARD FEATURES

- Stained or Natural Oak Cabinetry
- Solid Wood Raised Panel Cabinet Doors
- Hardwood Veneer Paneling
- Crown Molding in Bedroom and Living Area
- Lined Cabinet Shelves
- Heavy-Duty Ball Bearing Drawer Guides
- Top-Hinged Overhead Storage Doors and Positive Catches at Front Dash Overheads Only; All Other Overhead Doors to be Knife Hinges with Self-Supporting Struts except in Kitchen and Bathroom which have Side-Hinged Doors
- Polished Brass Cabinetry Hardware and Bath Accessories
- Decorative Wallpaper Throughout
- Radius Polished Solid Surface Kitchen Countertop with Solid Surface Sink with Two Sink Covers
- Pullout Solid Surface Kitchen Countertop Extension
- Tip-Out Tray under Kitchen Sink
- Solid Surface Backsplash with Decorative Metal Tile Inserts in Kitchen
- Waste Basket Storage
- Polished Solid Surface Bathroom Countertop with Integrated Sink
- Kitchen Overhead Cabinets with Adjustable Shelf
- Roll-Out Pantry in Kitchen Base Cabinet
- Sink and Stove Top Cover Storage Area inside Kitchen Base Cabinet
- Ceramic Tile Flooring in Kitchen and Bathroom
- Ceramic Tile Flooring at Entry
- Designer Carpeting in Living Area and Bedroom
- Engine Rug Cover
- Tile Flooring in front of Washer/Dryer Area
- Soft Touch Padded Vinyl Ceiling
- Hardwood Slide-Out Fascia with Carved Design and Fluted Accents
- Hardwood/Fabric Valances Throughout
- Solid Wood Raised Panel Bathroom Door
- Medicine Cabinet with One Fixed Shelf
- Bathroom Lavatory Mirror
- Two Towel Bars on Shower Door
- Two Towel Rings in Bathroom

- Oversized Rear Wardrobe Closet with Polished Brass Mirrored Door Frames
- Hardwood Headboard with Raised Panel Inserts
- Bedroom Dresser with Solid Surface Countertop and Integrated Hamper
- Bedspread, Pillow Shams and Decorative Pillows
- Day/Night Pleated Blackout Shades in Living Area and Bedroom
- Mini Blinds in Kitchen and Bathroom
- Soil Repellant on Fabric, Teflon® Fabric Protection

OPTIONS

- Imperial Decors: Amethyst Bronze, Sycamore, Kensington Gold, Mont Blanc
- Special Decors: Blackwood Manor by Liz Claiborne, PGA Tour Edition
- Wood Choices: Walnut, Stained Cherry, Natural Cherry, Natural Maple
- Laminated Plank Flooring in Kitchen, Bath, Front Entry, in front of Washer/Dryer Cabinet in Bedroom

FURNITURE

STANDARD FEATURES

- Legless Solid Surface Dinette Table with Two Dinette Chairs and Two Folding Chairs
- Rest Assured Sofa with Drawer
- Rest Assured Sofa with Drawer
- (N/A: 40PAQ, 40PRT)
- Curbside Furniture: Leather Faced Euro-Recliner with Ottoman (40PAQ, 40PRT)
- Queen Bed with Polished Solid Surface Nightstands

OPTIONS

- King Bed with One Nightstand (N/A: 42PBQ, 42DSQ)
- Roadside Furniture: Fabric Hide-A-Bed Sofa with Air Mattress
- Roadside Furniture: Ultraleather™ Hide-A-Bed Sofa with Air Mattress
- Roadside Furniture: Ultraleather™ Rest Assured Sofa with Drawer
- Roadside Furniture: Fabric Electric Sofa (N/A: 40PAQ, 42PLQ)
- Roadside Furniture: Ultraleather™ Electric Sofa (N/A: 40PAQ, 42PLQ)
- Curbside Furniture: Ultraleather™ Hide-A-Bed Sofa with Air Mattress (N/A: 40PAQ, 40PRT)
- Curbside Furniture: Ultraleather™ J-Lounge with Drawer
- Roadside Furniture: Wraparound Computer Table with Ultraleather™ Euro-Recliner with Ottoman (N/A: 40PAQ)
- Curbside Furniture: Wraparound Computer Table with Ultraleather™ Euro-Recliner with Ottoman (40PAQ)
- Booth Dinette
- Bedroom Desk with Hutch (42PBQ)
- Coffee Table
- Pillow Top Mattress

ELECTRICAL SYSTEMS AND LIGHTS

STANDARD FEATURES

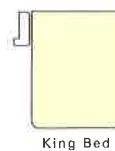
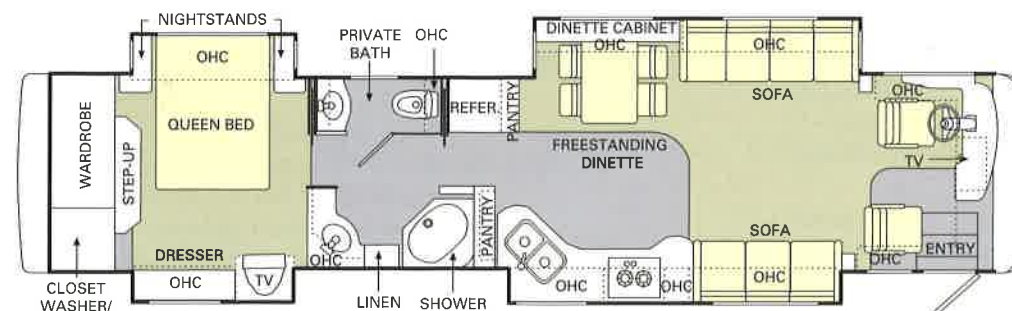
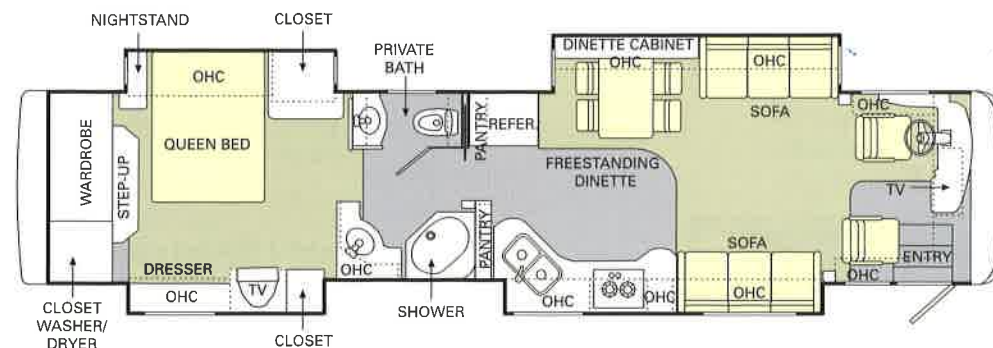
- 50 Amp 120V Distribution Panel and Power Cord
- Transfer Switch with Integrated Surge Suppression
- Onan® 8.0 kW Quiet Diesel Generator on Power Slide-Out with Auxiliary Start Switch (40PAQ, 40PDQ, 40PRT)
- Onan® 10.0 kW Quiet Diesel Generator on Power Slide-Out with Auxiliary Start Switch (42PBQ, 42PLQ, 42DSQ)
- Slide-Out Battery Tray
- Four 6V Deep Cycle House Batteries
- Two 12V Heavy-Duty Chassis Batteries



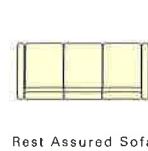
2005

FLOORPLANS

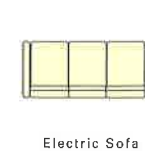
IMPERIAL



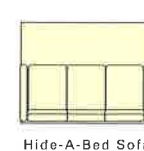
King Bed



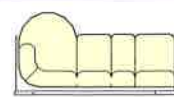
Rest Assured Sofa with Drawer



Electric Sofa



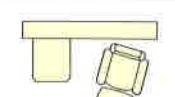
Hide-A-Bed Sofa with Air Mattress



J-Lounge with Drawer



Euro-Recliner with Ottoman



Wraparound Computer Table, Euro-Recliner with Ottoman



Booth Dinette



Bathtub

CARPET

TILE

42DSQ

Options Include:
King Bed with Nightstand
Ultraleather™ Rest Assured Sofa with Drawer
Fabric/Ultraleather™ Electric Sofa
Ultraleather™ Hide-A-Bed Sofa with Air Mattress
Ultraleather™ J-Lounge with Drawer
Wraparound Computer Table with Ultraleather™ Euro-Recliner and Ottoman – Roadside
Booth Dinette
Bathtub

42PBQ

Options Include:
Ultraleather™ Rest Assured Sofa with Drawer
Fabric/Ultraleather™ Electric Sofa
Ultraleather™ Hide-A-Bed Sofa with Air Mattress
Ultraleather™ J-Lounge with Drawer
Wraparound Computer Table with Ultraleather™ Euro-Recliner and Ottoman – Roadside
Booth Dinette
Bathtub

42PLQ

Options Include:
King Bed with Nightstand
Ultraleather™ Rest Assured Sofa with Drawer
Fabric/Ultraleather™ Electric Sofa
Ultraleather™ Hide-A-Bed Sofa with Air Mattress
Ultraleather™ J-Lounge with Drawer
Wraparound Computer Table with Ultraleather™ Euro-Recliner and Ottoman – Roadside
Booth Dinette
Bathtub

OPTIONAL ITEMS
(not to scale)



2005

SPECIFICATIONS

IMPERIAL

Weights	40PAQ	40PDQ	40PRT	42DSQ	42PBQ	42PLQ
Gross Vehicle Weight Rating	44,600	44,600	44,600	44,600	44,600	44,600
Gross Combined Weight Rating*	54,600	54,600	54,600	54,600	54,600	54,600
Front Gross Axle Weight Rating	14,600	14,600	14,600	14,600	14,600	14,600
Rear Gross Axle Weight Rating	20,000	20,000	20,000	20,000	20,000	20,000
Tag Gross Axle Weight Rating	10,000	10,000	10,000	10,000	10,000	10,000

Measurements						
Wheelbase	249.5"	249.5"	249.5"	273.5"	273.5"	273.5"
Overall Length	40' 10"	40' 10"	42' 10"	42' 10"	42' 10"	42' 10"
Overall Height with A/C	12' 7"	12' 7"	12' 7"	12' 7"	12' 7"	12' 7"
Interior Height	81"	81"	81"	81"	81"	81"
Interior Width	96"	96"	96"	96"	96"	96"
Exterior Width	100.5"	100.5"	100.5"	100.5"	100.5"	100.5"

Tank Capacities**						
Water Heater	12	12	12	12	12	12
Gray Tank	60	60	60	60	60	60
Black Tank	40	40	40	40	40	40
Fresh Tank	100	100	100	100	100	100
LP Tank***	55	55	55	55	55	55
Fuel Tank	130	130	130	130	130	130

* Towing capacity is limited by GCWR; your vehicle's towing capacity is the difference between the GCWR and the actual vehicle weight, including all water, fuel, passengers and cargo. Your towed vehicle should be equipped with auxiliary brakes if the weight of the towed vehicle exceeds 1,000 lbs. Consult your Owner's Manual for further towing information.

** Variances in the fabrication and installation of the tanks may cause the actual "usable capacity" to be greater or less than the capacities designated above.

*** Actual filled LP capacity is 80% of listing due to safety shut-off required on tank.

Due to the large variety of options and floorplan arrangements available to our customers, actual weights for each unit can differ significantly. Holiday Rambler provides a weight sticker on each unit we produce which includes that unit's tank capacities and approximate weight. Consult your local Holiday Rambler dealer for unit availability and further information.

The information printed in this brochure reflects product design, fabrication, and component parts at the date of printing. The manufacturer reserves the right, at any time, to make changes in product design or material or component specifications as its sole option, without notice. This includes the substitution of components of a different brand or trade name, which will result in comparable performance. All information printed in this brochure is subject to change after the date of printing. Some features shown or mentioned in this brochure are optional and may only be available in selected floorplans. Photographs may show props or decorations that are not standard equipment on Holiday Rambler models. Holiday Rambler, the HR logo and its design, are registered trademarks. All other products and company names are trademarks and/or registered trademarks of their respective holders.

While the color of the motorhome's exterior and the interior fabrics depicted in this sales brochure are fair and reasonable depictions, the colors depicted may not be an exact match of the actual colors because of the variances in photo-processing and variances caused by inserting the photographs within the sales brochure. Due to product improvements, changes during the model year and/or transcription errors that may occur, information represented within this brochure may not be accurate at the time of your purchase. If certain information is significant to your purchasing decision, please confirm the information with your dealer prior to submitting your order.

The actual overall length of the recreational vehicle may differ from that indicated in the brochure due to variances in the manufacturing process and/or installed components. The actual length may be greater or less than that indicated.

Component part and appliance manufacturers issue limited warranties covering those portions of the recreational vehicle not covered by the Limited Warranties issued by the Monaco Coach Corporation companies. To learn more on what specific component parts and appliances are excluded from the Limited Warranties issued by the Monaco Coach Corporation companies please contact your selling dealership or Monaco Coach Corporation directly or review the warranty packet inside the recreational vehicle.



IT'S ALL ABOUT BUILDING A LASTING RELATIONSHIP.



WELCOME TO THE FAMILY ADVANTAGE.

What is the Family Advantage? It's all the ways we put the strength of our family to work for yours. It's the unmatched level of teamwork, expertise and combined experience of all our companies. It's our industry-leading Roadmaster chassis and our remarkable White Glove factory inspection program.

It's our ability to respond rapidly to our owner's needs, with new features and technologies. And it's our commitment to value and to giving you more RV for your money.

The most important aspect of the Family Advantage is being there when you need us. Our staff is available 24/7/365 to help you with virtually any situation that may arise — with troubleshooting, operational instruction or facilitating repairs at the nearest of our 350 nationwide service centers. In addition, you will be enrolled in our Owner Advantage Roadside Assistance Program free of charge for your first year of ownership — providing additional emergency assistance, including towing, tire repairs and many more services around the clock. No matter where you are, someone is standing by to talk with you 24 hours a day — to help you get the most from your time on the road.

In short, when you purchase an RV from Monaco Coach Corporation, you get a wider array of benefits than any other manufacturer can offer. To see it all for yourself, call 1-800-634-0855 or 1-800-650-7337. We'd love to meet you Monday through Friday for a tour of one of our state-of-the-art production facilities in Oregon or Indiana.

Roadmaster
Chassis



350 | SERVICE FACILITIES
NATIONWIDE AND GROWING.

OWNER ADVANTAGE ROADSIDE ASSISTANCE PROGRAM

At no charge to you in your first year of ownership, we offer an extensive support program that provides complete roadside assistance and special motor club benefits that follow you wherever your travels take you. This coverage also includes one additional family vehicle at no extra charge! Highlights include towing, tire repairs, fuel delivery, lock-out service, service appointment assistance, trip interruption coverage and much more.

WARRANTIES

12 MONTH/24,000 MILE
basic limited warranty

5 YEAR/50,000 MILE
limited warranty on aluminum or steel frame structure
of sidewall, roof, front and rear cap

3 YEAR/36,000 MILE
limited warranty on Roadmaster chassis

Applies to certain models. See owner's manual for complete details.



2005 | IMPERIAL™



This is Living®



HOLIDAY RAMBLER®

This is Living®

www.holidayrambler.com

(800) 245-4778

MONACO COACH CORPORATION

Monaco is traded on the New York Stock Exchange under the listing MNC
© 2004, Monaco Coach Corporation 1104 NPN:BROHIMP Litho in USA.

MNC
LISTED
NYSE

